



HOME: SOFA COVER



MATERIALS REQUIRED

Different types of denim, scissors, a sewing machine, thread and a needle.

DEGREE OF DIFFICULTY

High.

APPROXIMATE TIME REQUIRED

15 hours.

LEARNING GOALS

Learn how to work with denim. Patchwork or "pieced work" is a form of needlework that involves sewing together pieces of fabric into a larger design. Here you will learn how to do patchwork with denim fabric. With the piece of fabric that you will get you can make a sofa cover (as the one we propose you), a bean bag, a tablecloth, a bedspread, a baby play mat, a tapestry...

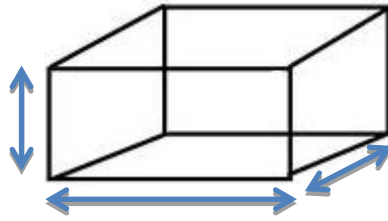
ABILITIES DEVELOPED

Memory, attention, perseverance, fine handling, hand-eye coordination and creativity.

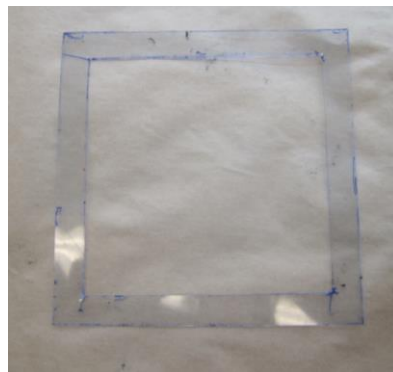
STEP-BY-STEP INSTRUCTIONS

1. Cut different types of denim fabric into squares. They should measure 15 x 15 centimetres more or less.





2. You can make a template using acetate to make it easier.

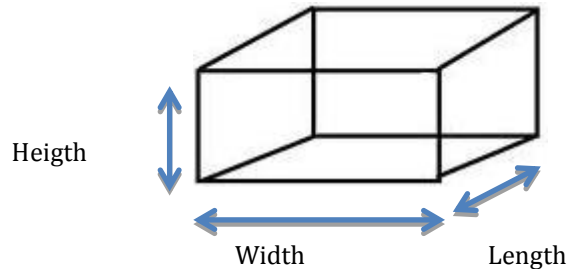


3. Sew them together with a sewing machine. You will get a big piece of denim, big enough to cover the sofa cushions with it.

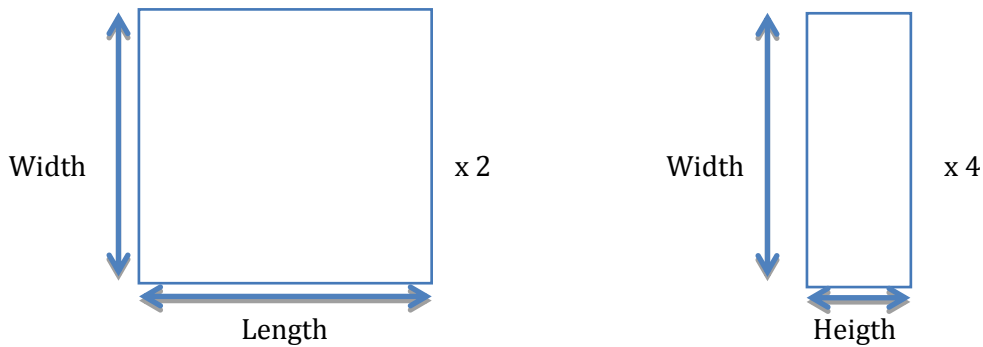




4. Once the fabric is ready, you can move to the next step; measure the cushions that form the sofa.



4. Cut six pieces of fabric in order to make the first cover (the one for the seat). Cut them as shown (our cushions have a squared shape):



5. Sew the six pieces together, forming the cover. Remember to sew it all except for one opening, through where you will put the cushion inside.

6. Add a button in one side, in order to close the opening of the cover that you haven't sewn. You can even reuse the button that was on the jeans. On the other side, add a little belt loop made from denim. If your cushion is quite big; it will look better if you add two or three buttons instead of only one, and this will also help you to make sure that your cushion is perfectly covered.

7. Do this task one more time, in order to get the other cover (the backrest).





TIPS

You can also reuse the pockets of your jeans, in order to add a side pocket to your sofa, where you can put some things like the remote control.

When cutting the denim, remember to leave enough margin so then you will be able to sew with the machine respecting measures of the cushions.

